

Testing Season Related Topics

1. Remind Special Ed IEP person to please perform accommodations import from eSER.
 - a. https://wiki.edgear.net/wiki/w/index.php?title=Accommodations_Import
2. Best place to get Special Ed Accommodations?
 - a. Testing List
 - b. Set for Site, grade level.
 - c. Set for "Detail", "Sped Only".
 - d. Click "Accommodations", then select SPED settings.

Setup-03.01.2024

Year: 2324

Display the SSN

District: 001

School: 001

Grade: 06,07,08

Sex:

Ethnic:

Programs:

Courses:

Special Codes:

Custom Codes:

Use SIS for School?

Show Only Courses With Final Weight

Order To List: Alpha Order

As Of Date: Mar 22, 2024

Active Only

Homeroom:

Counselor:

Show Multi-Ethnic As M

Show Detail

Sped: All Sped Only Non Sped

504: All 504 Only Non 504

LEP: All LEP Only Non LEP

Column: Student Name,SIDNO,SA...

Print Break on: None

Accommodations

OK

Accommodations Selection

SPED Classroom Accommodations:

SPED Testing Accommodations: 0101,0102,0103

504 Classroom Accommodations:

504 Testing Accommodations:

PNP Accommodations:

LEP Classroom Accommodations:

LEP Testing Accommodations:

Show Sped Classroom Accommodations

Show Sped Testing Accommodations

Show 504 Classroom Accommodations

Show 504 Testing Accommodations

Show PNP Accommodations

Show LEP Classroom Accommodations

Show LEP Testing Accommodations

OK

3. 504 Accommodations: What goes to Edlink?

504 accommodations codes mapped to state transmission.

Large Print:

D13 acomm_large print = "C" for classroom;

IA14, IB13, IC13, ID12, IOA12, IOB12, IOC12, IOC13, IOD12, IPA12, IPB12, IPC12, IPC13, IPD12 =

acomm_large_print = "B" for both classroom and testing;

Extended Time:

E01, H02, H09 = accom_extended_time = "C" for classroom;

IA34, IB33, IC37, ID32, IOA34, IOB34, IOC34, IOD34, IOE34, IPA34, IPB34, IPC34, IPD34 =

accomm_extended_time = "B" for both classroom and testing;

Answers Recorded:

IA32, IB31, IC35, ID28, IOA30, IOB30, IOC30, IOD30, IPA30, IPB30, IPC30, IPD30 = acomm_answers_recorded =

"B" for both classroom and testing;

Transfer Answers:

IA33, IB32, IC36, ID29, IOA31, IOB31, IOC31, IOD31, IPA31, IPB31, IPC31, IPD31, = acomm_transfer_answers =

"B" for both classroom and testing;

Individual Testing:

H28 = acomm_indvual_testing = "C" for classroom;

IA36, IPA36, IOA36, IB35, IPB36, IOB36, IPC36, IOC36, IPD36, IOD36, IC39, ID34 = acomm_individual_testing =

"B" for both classroom and testing;

Small Group:

H27 = acomm_small_group = "C" for classroom;

IA37, IB36, IC40, ID35, IOA37, IOB37, IOC37, IOD37, IOE37, IPA37, IPB37, IPC37, IPD37 = acomm_small_group

= "B" for both classroom and testing;

Read Aloud Content Areas:

H15 = acomm_read_ela = "C" for classroom;

IA03, IA04, IC01, IC02, IOB01, IOE01, IOE02, IPB01 = acomm_read_ela = "B" for both classroom and testing;

IA01, IA02, IC01, IC02, ID01, IOA01, IOD01, IOE01, IOE02, IPA01 = acomm_read_math = "B" for both classroom and testing;

IB01, IB02, IB03, ID01, IOD01, IOE01, IOE02, IPD01 = acomm_read_science = "B" for both classroom and testing;

ID01, IOC01, IOD01, IOE01, IOE02, IPC01 = acomm_read_social studies = "B" for both classroom and testing;

4. Best way to check for 504 plan date compliance? Check NEXT EVAL and NEXT IAP dates.
 - a. Go to 504 Student List. Set for site, grade level.
 - b. Select columns related to Eval and IAP dates.

Setup-03.18.2024

Year : 2324

District : 001

School : 005

Grade :

Counselor :

Team :

Disabilities :

Accommodations :

Column : Next Eval, IAP, Review, Next IAP

Custom Codes :

504 Status : All Active Exited

Special Ed : All Sped Only Non Sped

LEP : All LEP Only Non LEP

Show Non-Gifted/Talented Only

Show : SSN State ID Num

Active Only

As Of Date : Mar 22, 2024

Print Break on School

Show Remote Scheduled Only

Show Detail

Use SIS School

Show TRA 9th Grade Students as T9

Reports :

OK

- c. When data comes up, sort listing on NEXT EVAL to make sure nothing is out of date for past or near future.
- d. Sort listing on NEXT IAP to make sure nothing is out of date for past or near future.

- 5. Best way to get 504 Accommodations? Use Testing List
 - a. On Testing List Setup, configure for "Detail", "504 Only"
 - b. On "Accommodations", select 504 Testing, then desired Accommodations.

Setup-03.01.2024

Year: 2324

Display the SSN

District: 001

School: 001

Grade: 06,07,08

Sex:

Ethnic:

Programs:

Courses:

Special Codes:

Custom Codes:

Use SIS for School?

Show Only Courses With Final Weight

Order To List: Alpha Order

As Of Date: Mar 22, 2024

Active Only

Homeroom:

Counselor:

Show Multi-Ethnic As M

Show Detail

Sped: All Sped Only Non Sped

504: All 504 Only Non 504

LEP: All LEP Only Non LEP

Column: Student Name, SIDNO, SA...

Print Break on: None

Accommodations

OK

Accommodations Selection

SPED Classroom Accommodations:

SPED Testing Accommodations:

504 Classroom Accommodations:

504 Testing Accommodations: D12g,IPB20

PNP Accommodations:

LEP Classroom Accommodations:

LEP Testing Accommodations:

Show Sped Classroom Accommodations

Show Sped Testing Accommodations

Show 504 Classroom Accommodations

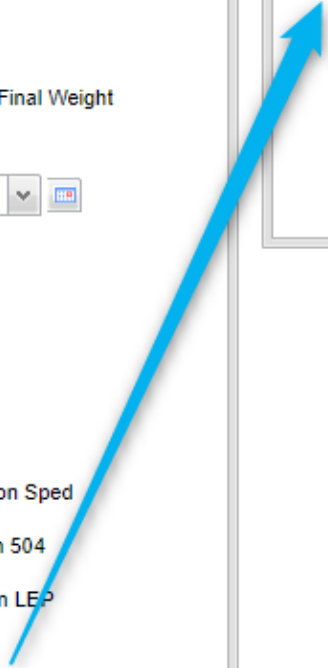
Show 504 Testing Accommodations

Show PNP Accommodations

Show LEP Classroom Accommodations

Show LEP Testing Accommodations

OK



7. Best way to get ESL (LEP) accommodations?

- a. Use report above with option "Show Detailed Accommodations" **OR**
- b. Use Testing List with LEP options for "LEP Only" and on Accommodations, set for "LEP Testing" with desired accommodations.

Setup-03.01.2024

Year: 2324

Display the SSN

District: 001

School: 008

Grade: 06,07,08

Sex:

Ethnic:

Programs:

Courses:

Special Codes:

Custom Codes:

Use SIS for School?

Show Only Courses With Final Weight

Order To List: Alpha Order

As Of Date: Mar 22 2024

Active Only

Homeroom:

Counselor:

Show Multi-Ethnic As M

Show Detail

Sped: All Sped Only Non Sped

504: All 504 Only Non 504

LEP: All LEP Only Non LEP

Column: Student Name,SIDNO,SA...

Print Break on: None

Accommodations

OK

Accommodations Selection

SPED Classroom Accommodations:

SPED Testing Accommodations:

504 Classroom Accommodations:

504 Testing Accommodations:

PNP Accommodations:

LEP Classroom Accommodations:

LEP Testing Accommodations: 03,04

Show Sped Classroom Accommodations

Show Sped Testing Accommodations

Show 504 Classroom Accommodations


Show 504 Testing Accommodations

Show PNP Accommodations

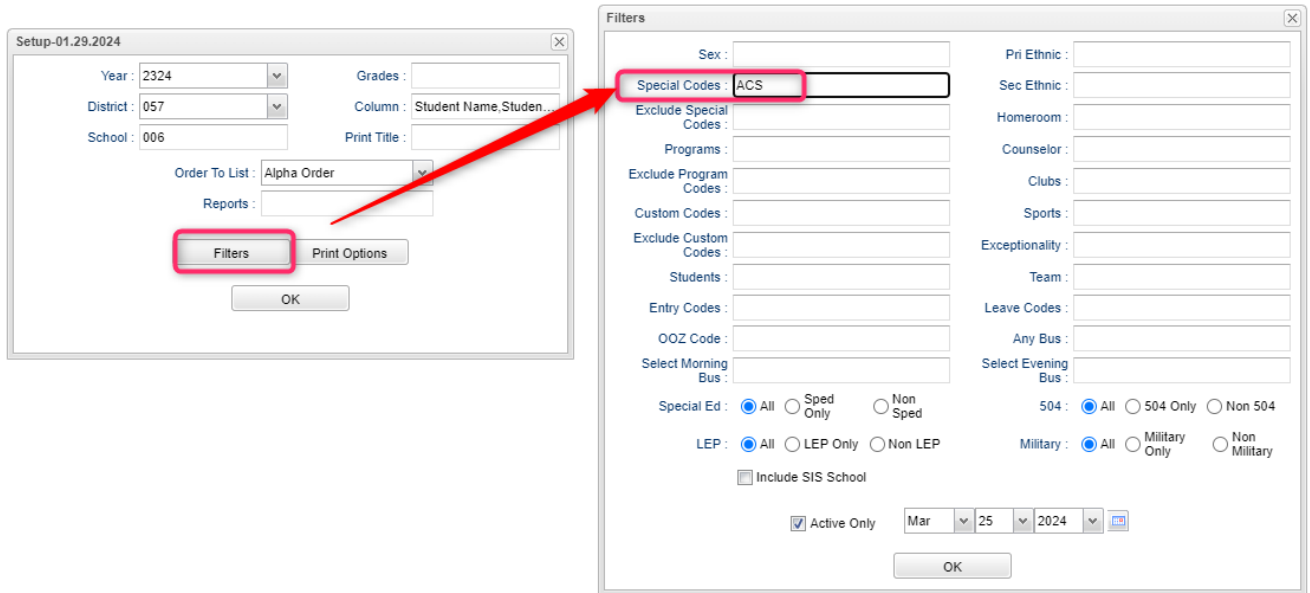
Show LEP Classroom Accommodations

Show LEP Testing Accommodations

OK



8. Best way to get a listing of April Dunn Act 833 students?
 - a. Remember these students are special ed students who can get 5% weight on LEAP 2025 tests.
 - b. These students have a special code of "ACS April Dunn 5%" in student master.
 - c. Go to Alpha Recruiter List.
 - d. Set "Filters" to be Special Code "ACS", then run the report to obtain a listing.



9. Fastest way to get counts / lists of 504 / Special Ed / ESL (LEP) / April Dunn Act 833 students?
 - a. MFP/Ethnic/Gender: Check "504" and "Special Ed" tabs. ESL: Filter for LEP. April Dunn: Filter for special code ACS.
 - i. Gifted / Talented are exceptionality codes 27 and 32 if sorting a sped list of students.
 - b. Alpha Recruiter List: Check for "504" or "Special Ed Only" or "LEP Only" settings.
 - i. Special Ed "Exceptionality" filter exists here as well.

Rollover Reminder:

Sometimes systems will do a secondary rollover to update students in 2425, particularly for newly enrolled students.

1. On Create New Year Student Master, use the same settings as your first roll.
2. Click UNDO. Say "No" to do you want to keep students who have leave codes.
3. This will clear students out of 2425.
4. Check MFP for 2524 and see if there are any "outlaw" situations that did not get clear.
5. If you use NEXT SCHOOL, check the feeder students to make sure all have "NEXT SCHOOL".
6. With same settings checked as original, run again.
7. Check mfp after rollover to make sure there are no 2425 outlaw situations.

Initial Steps for Setting up a Summer School

1. Sponsor site: Create a 2424 session.
 - a. In current year sponsor, click ACTION, then COPY FROM CURRENT YEAR TO NEXT YEAR
 - b. When year selection comes up, click in the new year cell and manually type in "2424".
 - c. This will copy 2324 sites to 2424 year and have a 2424 year as a selection on all reports.
 - d. For summer 2424 sites, edit the grading period, grade level configuration of summer site.
 - i. Usually summer only has 1 grading period.

2. Calendar Editor: Copy site header information to 2424
 - a. In current year Calendar Editor, click ACTION, then "COPY FROM CURRENT YEAR to NEXT YEAR".
 - b. Set year to as 2424.
 - c. Copy top "10" records only for summer sites.
 - d. Adjust start / end dates, times for the summer sites in 2424 calendar editor.
3. Master Schedule: If you had 2323 master schedules, you can copy them to 2424 to make things easy.
 - a. Go to Create New Year Master Schedule, then select 2323 to 2424 for selected sites.
4. Students: There are a number of ways to get students to 2424:
 - a. SBLC code: Use Obtain Feeder to roll these students by SBLC code.
 - b. Classic reenroll: Use regular ol' student master reenroll to get students to 2424
 - c. Create New Year Student Master: Assign Custom codes to students and use the custom code selector to get students to 2424.